

DESIGNING FOR SPECIAL EDUCATIONAL NEEDS & DISABILITIES

ISSUE

Autism is a spectrum disorder in which no two people are completely alike, and different combinations of conditions occur in a continuum of different forms and gradations. Therefore designing a space for autistic people is challenging because of their diversity. In addition they are often either highly sensitive or under-responsive to sensory experiences like sound, light or touch. Due to a different way of information processing, design for people with ASD needs to be carefully curated. Acute awareness of detail and heightened sensory awareness beyond the perception of the average person must be considered to build an environment that is in keeping with the functional and sensory needs of users. Even the smallest details of the built environment can attract the attention, and bombard the senses.

Source: Khare, Rachna & Mullick, Abir. (2008). Educational Spaces for Children with Autism; Design Development Process. In: "Building Comfortable and Liveable Environments for All" International Meeting "Education and Training", Georgia Tech University, Atlanta, USA, 15-16 May 2008. Conference paper.

SOLUTION

Here at Dulux Trade Commercial Colour Services, we consult with school teachers and parents to understand the nature and characteristics of the range of needs the design needs to accommodate. We're then able to create a bespoke palette of colours, applying the necessary balance of light, texture and tonal variety that creates the soothing or sensory stimulation required. Delivering more inclusive education environments for children with Autism or other learning difficulties can create a more comfortable place to learn and play.



TAKE ACTION

- Colour will affect each person slightly differently so we would recommend getting a bespoke colour scheme that satisfies the very specific requirements involved
- Call us on **0333 222 7171** or e-mail **TAC_supportedservices@akzonobel.com** for further assistance

Colour Scheme 1 - peaceful pastels


Broad walls & ceilings throughout, may also bring in skirting and door frame option



Door option and alternative trim and skirting etc



Alternative door option




Colour pops to be used in key areas and limited to one wall per classroom

Colours printed by AkzoNobel have been reproduced as accurately as the printing process will allow. Where paint colours are reproduced electronically, we have reproduced the colours as accurately as electronic media will allow. However, when colours are viewed on-screen, laminated, or printed by others, the colour representation may vary significantly and AkzoNobel can offer no guarantee as to its accuracy. Unfortunately we cannot guarantee an exact colour match, and the colours contained on this guide should not be relied on as such. Please ensure that you use a colour chip or test a small amount of mixed product on the actual surface to be painted before undertaking your decoration. This will give you a stronger indication of the appearance of the actual colour, which can be affected by the substrate and the texture of the surface, or by soft furnishings and the shape, size and lighting of the room. The Dulux Trade Logo and all distinctive colour names are trademarks of the AkzoNobel Group of Companies © and Database Right AkzoNobel 2019.

Colour & Design by Lisa Pitley

Colour Scheme 2 - natural comfort

Broad walls & ceilings throughout, may also bring in skirting and door frame option



Alternative door option



Door option and alternative trim and skirting etc



Colour pops to be used in key areas and limited to one wall per classroom




Colours printed by AkzoNobel have been reproduced as accurately as the printing process will allow. Where paint colours are reproduced electronically, we have reproduced the colours as accurately as electronic media will allow. However, when colours are viewed on-screen, laminated, or printed by others, the colour representation may vary significantly and AkzoNobel can offer no guarantee as to its accuracy. Unfortunately we cannot guarantee an exact colour match, and the colours contained on this guide should not be relied on as such. Please ensure that you use a colour chip or test a small amount of mixed product on the actual surface to be painted before undertaking your decoration. This will give you a stronger indication of the appearance of the actual colour, which can be affected by the substrate and the texture of the surface, or by soft furnishings and the shape, size and lighting of the room. The Dulux Trade Logo and all distinctive colour names are trademarks of the AkzoNobel Group of Companies © and Database Right AkzoNobel 2019.

Colour Scheme 3 - restful regeneration

Broad walls & ceilings throughout, may also bring in skirting and door frame option



Alternative door option



Door option and alternative trim and skirting etc

