

# Colour Inspiration

GUIDE 2021

## Brave Ground™

TAKE A STAND  
WITH THE COLOUR  
OF THE YEAR

## Let's chat colour

TALK TO OUR COLOUR  
EXPERTS ONLINE OR  
BOOK A CONSULTATION

## A stroke of creativity

REIMAGINE YOUR INTERIORS WITH  
OUR FOLDOUT COLOUR GUIDE



# Welcome

We are delighted to launch Brave Ground™, the Dulux Colour of the Year 2021, as part of our Easycare Washable Matt range. Wait till you see how well this versatile neutral grounds any interior.

Our Dulux Colour Consultant, Cora Collins, offers expert advice on choosing a successful colour scheme. Her interview on page 3 discusses everything from selecting shades to the latest trends.

Remember, our Colour Team are online across our Facebook and Instagram channels and are happy to answer any colour queries. So, get in touch. If you have detailed questions, send them a direct message or book a Let's Chat Colour consultation via Facebook.

With our foldout colour guide, finding your perfect colour is easier than ever. Time to sit back now and be inspired.

## The Dulux Team



# Contents



**4 – 5**  
BE INSPIRED  
WITH COLOUR  
OF THE YEAR



**6 – 13**  
COLOUR SCHEMES  
AND ADVICE FROM  
OUR COLOUR TEAM



**14 – 17**  
COLOUR GUIDE



**18 – 19**  
PRODUCT  
PLANNER

# Be enlightened by Cora Collins, Dulux Colour Consultant

EXPRESS YOUR STYLE WITH  
CONFIDENCE THIS YEAR.  
OUR COLOUR EXPERT ANSWERS  
POPULAR QUESTIONS TO HELP YOU  
TAKE ON ANY INTERIOR PROJECT.



## Q: Where do I start when selecting a colour scheme?

Start with this inspiration guide. These tried and tested colours work well in Irish homes and each one is available in any finish you want.

## Q: What do I need to consider when choosing colour for a room?

Do you have a feature you want to play down or highlight? Consider what is staying in your room and what colour is that? The Dulux Visualizer App and testers really come in handy. Our colour collections are built around the bestselling colours in kitchens, fabrics and sofas so inspiration is right here.

## Q: What about decorating timberwork?

Since the introduction of Diamond Satinwood and Diamond Eggshell finishes, which are water-based, people are more confident painting a table, fire surround, kitchen or panelled room. You can upcycle furniture or add beading or panelling to a room – it's so transformative. For more ideas, see pages 12 and 13.

## Q: What about colour trends?

My favourite current trend is to use the same colour on trims, doors and walls.

The Dulux Easycare range on pages 6 and 7 is the most trend-led selection, ideal for contemporary or traditional Irish homes. You can't go wrong with our newest colours, Tranquil Dawn and Brave Ground.

## Q: What is your trend prediction for 2021?

Warm brown-based neutrals are back; colours like Flaked Almond, Brume and Brave Ground are warm but work really well with greys, greens and blues. They evoke a cosy intimacy, while lighter neutrals such as Warm Stove or Shale White offer understated appeal. When colour trends return, there's always a new element. It's all about balancing warm and cool for 2021.

## Q: How can you take the guesswork out of selecting colours?

I just adore Dulux Visualizer; it's the best colour app around and it's free. You can see exactly how each colour will look right now on your walls so you can explore all possible colours without lifting a brush – no need for guesswork!

## Q: Do you always recommend roller testers?

Always. I recommend painting the roller tester out on some card like the inside of a cereal

box. Always use two coats and when dry, hold it up in different areas of your room to get a true idea of what the colour will look like. You can now order our roller testers from dulux.ie and directly from our Visualizer App.

## Q: Are your colour experts available on social media?

Of course! The Dulux Colour Team is active on Facebook and Instagram daily. If you've a question about a colour or product, interior or exterior, we're here to help. We also have access to the Dulux Technical Team so no question is too big.

## Q: Can I speak directly to a Dulux Colour Expert?


Dulux run a colour consultation service from their Facebook page called 'Let's Chat Colour'. Book an appointment, DM us some details and photos about your project and one of the Dulux Colour team will ring you to chat about it. Afterwards, you'll receive a moodboard with our notes on your colour suggestions and finishes.

## Q: How do I get the most from my Dulux experience?

Our Dulux Promise ensures that if you're not happy with the colour, coverage or finish, we'll replace it. We are here to help so feel free to get in touch.



## Your Colour Inspiration Tools

All you need to transform your home. Take creative direction from our colour card, book a consultation, download the Dulux Visualizer App and order some roller testers from dulux.ie.





# Embrace change with Brave Ground



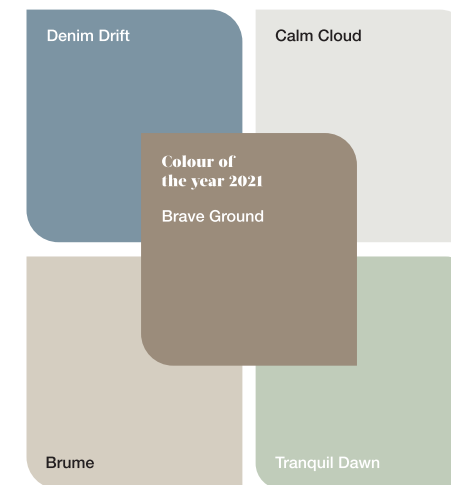
WARM AND NATURAL, THIS NEUTRAL HAS BEEN CROWNED COLOUR OF THE YEAR 2021.

Every year, our colour specialists and a team of top international design experts discuss the latest global trends to discover one key colour that reflects the mood of the moment – a tone that's set to have an impact on homes all over the world.

Brave Ground is not a trend colour that will be gone next year. It's a stable and hardworking neutral that brings a nurturing, balanced ambiance and it's here to stay.

This versatile shade will work beautifully in Irish homes especially as it allows other colours to shine. Five is the magic number when using a palette for an entire home, which is why we have selected the perfect palette for Brave Ground.

Brume, Tranquil Dawn, Denim Drift and Calm Cloud are Easycare colours that could feature in rooms leading off a Brave Ground interior. They can inspire your choice of accessories and furnishings too within any of these spaces.



This combination of blues and greens are the colours of the land, the sea and the sky, so the earthy tone of Brave Ground sits comfortably within this wholesome colour palette. Perfect for a relaxing living space, these shades are youthful but sophisticated.

Brave Ground captures warmth in a subtle way. Sitting between grey and beige, it works well with both. Plus you can have it in any finish you like. We love how it gives these kitchen units an elegant makeover.







# In the colour zone with Easycare

IF YOU THINK A FRESH COAT OF PAINT TRANSFORMS A ROOM THEN TRY COLOUR ZONING. RECENT IMPROVEMENTS TO THE HUMBLE ROLL OF MASKING TAPE HAVE INSPIRED HOMEOWNERS TO EMBRACE THIS INTERIOR DESIGN IDEA.

All you need is some leftover paint or roller testers, a roll of low tack masking tape, a tape measure and a spirit level.

Unleash your creativity and think of cool graphic shapes or geometric designs like ours, not only is this an added feature it also clearly defines a home office.

Why stop at walls? You can continue your design right over a door, into a window recess or up onto a ceiling. The sky is the limit!


Some walls cry out for a splash of colour. Choose shades from our 'Bright and cheerful'



or 'Calm and contemporary' collections. A little colour makes a big difference.

Warmer shades tend to step forward while cooler shades sit back so dial up or down your colour choices as much as you like.

When it comes to colour zoning, we recommend Dulux Easycare. Specially made to resist stains and spills, this washable paint is much tougher than standard Dulux paint and ideal for any space.



## EASYCARE WASHABLE MATT



\*True greys with no undertone





Denim Drift

Silverwood

# Bringing woodwork out of the shade

A GREAT COLOUR SCHEME CONSIDERS ALL THE ELEMENTS OF A HOUSE AND SHOWS US THAT WOODWORK CAN SOMETIMES BE THE STAR OF THE SHOW.

Dulux Easycare Satinwood is hard wearing and easy to use, which explains why we are witnessing a variety of woodwork projects. Its sheen reflects light back into a space so you can embrace deeper shades on any furniture without fear.

Why not add another layer to your dream colour scheme. Thinking about painting a kitchen or bathroom cabinet? Silverwood is the perfect colour for this vanity unit and really sets off Denim Drift to give this bathroom a new lease of life.

Sometimes a hall can lack character; you can give it colour and instant personality by decorating the staircase. Here the practical Skellig Grey is also painted on the stair riser hiding any marks and scuffs.

Ideal for interior wood and ten times tougher than conventional satinwood, Dulux Easycare Satinwood gives you plenty of reasons to reinvent woodwork around your home. Jamie Blue energises this kitchen chair perfectly with its stylish hue.



Femme

Skellig Grey



Tranquil Dawn


Jamie Blue



EASYCARE SATINWOOD



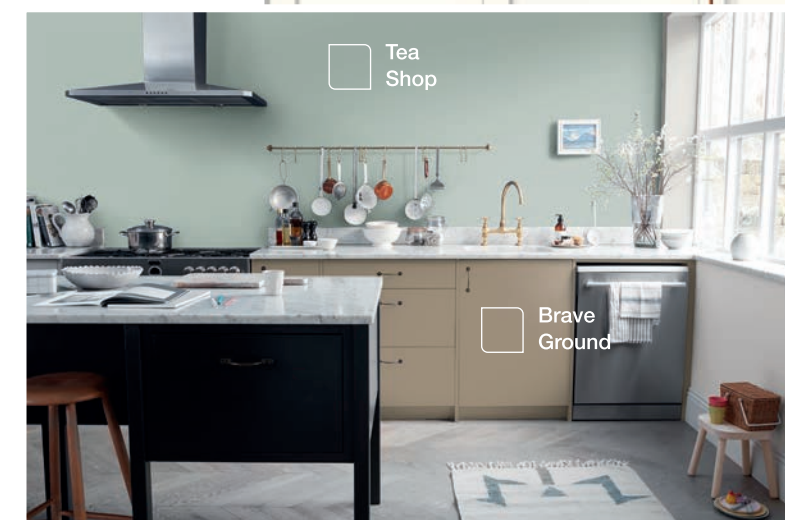
# Be a smart cookie in the kitchen



Shale White

Sea Smoke

Chef's Hat



Tea Shop

Brave Ground

Increase your appetite for colour with Easycare Kitchens – a range that works in harmony with the bestselling kitchen unit colours and finishes to inspire you whether you're cooking, entertaining or working.

As one of the busiest rooms in the house, cooler and calmer colours work best so find a shade you love.

Worried that a strong colour may be too much? Consider the door, dresser and units that punctuate your walls. You can be brave in your colour choices when you realise what little wall space remains.

Blues and greens naturally contrast with warm wood tones and also enhance white and light kitchen units. So Duckegg Delight, The Pantry, Tea Shop, Pistachio and Garden Basket are ideal.

FIND A COLOUR SCHEME THAT GIVES YOU A ZEST FOR LIFE.

Grey or bright white kitchen units work really well with greys such as Split Stone and Apron Grey. If you want to warm up your neutral, try Pepper Pot or Warm Stove.

Shades like Sea Smoke or Tea Shop are great if you want to add a feature wall or decorate the entire room. Maintaining a stylish kitchen is easy with these washable colours that resist everyday stains and look well for longer.



EASYCARE KITCHENS

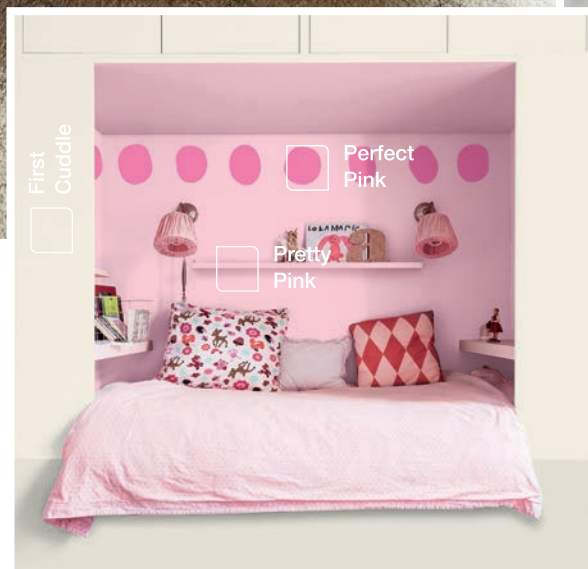







# Colours that inspire fun and games

DULUX EASYCARE KIDS IS A COLLECTION OF SELECT COLOURS CHOSEN WITH CHILDREN IN MIND.



## EASYCARE KIDS



When decorating a nursery, go with subtle neutrals such as Stork Feather and First Cuddle. You can always add colour with accessories and artwork.

Lavenders and pinks are soothing colours, so consider Delicate Pink or Purple Pop. Greens are healing while blues are calming so choose Rainbow Dash or Green Fizz.

County Blue, Green Fizz or Rainbow Dash are versatile colours to team with Stork Feather or First Cuddle, and still look well in a teen bedroom.

Decorating a shelf a different colour is one way to create a new look. Here County Blue looks cool on and below the shelf with Stork Feather above.

Feeling creative? Painting a rainbow mural will transform your child's room. Visit our YouTube channel for tips on how to create the perfect rainbow.




# Shower your bathroom with ideas

Some of the best bathroom colours are light and bright, especially for smaller spaces, this way natural and artificial light can bounce around while towels and accessories carry colour.

If drama is what you yearn for, Wild Eden and Celestial can make a snug bathroom steal the show.

Timeless shades of white and off white bring a refreshing sophistication to a personal space. Iced White and Jasmine White are perfect examples and both can be used for ceilings and walls.

If you want to be a bit more adventurous, add another shade from outside this range. Consider any colour in a Diamond Eggshell, which is a perfect finish for bathrooms.



## EASYCARE BATHROOMS






# A new interior groove



Denim Drift



Ballet Pump

Dreamy Truffle

## PAINTING WOOD IN MODERN IRISH HOMES IS A NEW TREND THAT LOOKS SET TO STAY.

Ideal if you want an air of sophistication and timelessness, panelling is a great choice for any space. It can be contemporary, minimal or transitional depending on the colour, adding high drama or subtle charm.

Reminiscent of grand period houses, this decorative feature is equally suited to contemporary homes.

If the thought of panelling is daunting, you can add lengths of beading instead. Or you can hire a carpenter if you truly want an authentic look and the benefit of professional craftsmanship.

Either way, you only achieve the desired effect when you paint the entire wall and skirting the same colour and finish.

Denim Drift brings a stately elegance to the backdrop for this living room. Dreamy Truffle and Ballet Pump prove perfect partners in this bedroom scene while Pale Peacock shows off its skills behind a headboard.



Pale Peacock



Flaked Almond

### Where wall panelling is ideal

- Rooms that lack character
- Makes uneven walls disappear
- Above a low tile for your kitchen backsplash
- Behind beds or sofas as shown with Denim Drift
- Giving large rooms additional insulation
- Making small rooms seem wider when laid horizontally
- Creating a statement in hallways

Think about what style of panelling best suits your home before you begin. Sleek panelling can be right at home with clean lines and contemporary fixtures.


While we're on the subject of woodwork, instant elegance can be achieved by painting your walls and woodwork the same colour.

Blending your woodwork with your walls by also painting the skirting, architrave and doors the same shade can create a seamless cosy feel that can be visually dramatic. Skellig Grey in this hallway does just that.

Why not reinvent your hall table and walls with a colour like Brave Ground? With a variety of woodwork finishes available, your local paint specialist will advise you on the right one for a beautiful statement that will stand the test of time.



Brave Ground



Skellig Grey

Dreamy Truffle



# Colour Guide

FIND THE COLOUR YOU WANT WITH THE BENEFITS YOU NEED

Be inspired by our choice of ready mix colours that are formulated to work with any style of living space. Our circular icons make it easy to check if the colour you like can take care of your needs.

Found your perfect colour and want a specific finish?  
Simply get it mixed at your nearest Dulux stockist.

OUR READY MIX RANGE  
AVAILABLE OFF THE SHELF



**Easycare Washable Matt**  
For family rooms

**Easycare Kitchens**  
For kitchens

**Easycare Bathrooms**  
For bathrooms

**Easycare Kids**  
For kids bedrooms & playrooms



**Vinyl Matt**  
For all living spaces



**Vinyl Soft Sheen**  
For all living spaces



**Easycare Satinwood**  
For wood and metal

## Bright and cheerful

Sweet Damson	Perfect Pink	Tír na nÓg	Summer Sun	Primrose Yellow	Green Fizz
Purple Pop	Pretty Pink	Honey Cream	Morning Glow	Pale Primrose	Calm Spirit
Lovely Lilac	Powder Room	Soft Peach	Moccasin	Falling Star	Pearl Green
Scottish Heather	Delicate Pink	Warm Cream	Raw Silk	Buttermilk	Lemon Crush
Georgian Cream	Orchid White	Cotton Cream	Raffia Cream	Biscotti	Country White
Porcelain	Original Cream	Magnolia	Linen	Courtyard Cream	Carte Blanche
Nearly White	Jasmine White	Calico	Abbeylands	Antique White	Iced White
Warm White	Perfectly Neutral				

## Calm and contemporary

Rich Teal	Jamie Blue	Denim Drift	Suspense	Wild Eden	Gatehouse
Hepburn Blue	Sea Smoke	Smoky Ridge	Skellig Grey	Tea Shop	Whistler Green
County Blue	Celestial	Pale Peacock	Split Stone	Delicate Willow	Pistachio
Cape Cod	Duckegg Delight	Merriem Grey	Modernism	Ha'penny Grey	Garden Basket
Spring Sky	Freshwater Pearl	Silverwood	Morning Air	Brume	Pepper Pot
Rainbow Dash	The Pantry	Apron Grey	Stork Feather	Quill	Bleached Lichen
Nordic Breeze	Dapple Grey	Savon Grey	Calm Cloud	Flaked Almond	Salted Caramel
Chef's Hat	Shale White	Pure Brilliant White	Moon Sand	Ivory White	

## Warm and harmonious

Shelly Banks	Warm Sands	Cookie Dough	Dreamy Truffle	Rich Taupe	Mulberry Silk
Soft Hessian	Tempting Taupe	Soft Mocha	Femme	Parisian Cream	Warm Stove
Warm Parchment	First Cuddle	Papyrus	Ballet Pump		

## Colour of the year



## Find your perfect finish

FOUND YOUR PERFECT COLOUR AND WANT A SPECIFIC FINISH?  
SIMPLY GET IT MIXED AT YOUR NEAREST DULUX STOCKIST

### Matt

A smooth classic  
matt finish

### Soft Sheen

A delicate  
mid sheen finish

### Eggshell

A traditional  
lower sheen finish

### Satinwood

A subtle mid sheen finish  
for wood and metal

### Gloss

A highly reflective finish  
for wood and metal

Pick up a tester in-store or order one from dulux.ie.  
All of the colours above are available in a variety of finishes. See page 19 for details and get it mixed in-store.  
Please note that certain colours are not available in Diamond Matt or Diamond Satinwood. Ask in-store for details.



# Discover the qualities of our ready mix paints

AVAILABLE ON SHELVES IN YOUR LOCAL STORE

## Interior Walls & Ceilings



Stain Repellent & Washable	Matt finish	Coverage: up to 13m²/L	Dry time of 3 - 5h
----------------------------	-------------	------------------------	--------------------



Stain Repellent & Washable	Matt finish	Coverage: up to 13m²/L	Dry time of 3 - 5h
----------------------------	-------------	------------------------	--------------------



Grease Resistant & Washable	Matt finish	Coverage: up to 13m²/L	Dry time of 3 - 5h
-----------------------------	-------------	------------------------	--------------------



Moisture/Mildew Resistant & Washable	Mid Sheen finish	Coverage: up to 14m²/L	Dry time of 3 - 5h
--------------------------------------	------------------	------------------------	--------------------



Hides Imperfections	Matt finish	Coverage: up to 13m²/L	Dry time of 2 - 4h
---------------------	-------------	------------------------	--------------------



Less Splatter	Matt finish	Coverage: up to 13m²/L	Dry time of 2 - 4h
---------------	-------------	------------------------	--------------------



Wipeable	Mid Sheen finish	Coverage: up to 14m²/L	Dry time of 2 - 4h
----------	------------------	------------------------	--------------------

## Interior Wood & Metal



10x Tougher & Scrub Resist Technology	Mid Sheen finish	Water base	Coverage: up to 16m²/L	Dry time of 4 - 6h
---------------------------------------	------------------	------------	------------------------	--------------------



Tough	Mid Sheen finish	Oil base	Coverage: up to 16m²/L	Dry time of 16 - 24h
-------	------------------	----------	------------------------	----------------------



Quick Drying & Non Yellowing	Mid Sheen finish	Water base	Coverage: up to 16m²/L	Dry time of 4 - 6h
------------------------------	------------------	------------	------------------------	--------------------



Tough	High Sheen finish	Oil base	Coverage: up to 18m²/L	Dry time of 16 - 24h
-------	-------------------	----------	------------------------	----------------------



Quick Drying & Non Yellowing	High Sheen finish	Water base	Coverage: up to 13m²/L	Dry time of 4 - 6h
------------------------------	-------------------	------------	------------------------	--------------------




Undercoat for High Gloss	Flat finish	Oil base	Coverage: up to 16m²/L	Dry time of 16 - 24h
--------------------------	-------------	----------	------------------------	----------------------




Undercoat for Any Wood & Metal Paint	Matt finish	Water base	Coverage: up to 16m²/L	Dry time of 4 - 6h
--------------------------------------	-------------	------------	------------------------	--------------------

# Want your colour in a specific finish?


GET YOUR IDEAL COLOUR MIXED AT YOUR LOCAL DULUX STOCKIST




High Traffic Areas, Walls & Ceilings	Superior durability, scrubbable, scuff & stain resistant, great touch up & opacity	Scrubbable Matt finish	Coverage: up to 16m²/L	Dry time of 4 - 6h
--------------------------------------	--	------------------------	------------------------	--------------------




High Traffic Areas, Wood & Metal	Superior durability, scrubbable, scuff & stain resistant, great opacity	Mid Sheen finish	Coverage up to 12m²/L	Dry time of 6h
----------------------------------	---	------------------	-----------------------	----------------




High Traffic Areas & Woodwork	Superior durability, scrubbable, actively repels stains, great touch up & opacity	Eggshell finish	Coverage: up to 16m²/L	Dry time of 4 - 6h
-------------------------------	---	-----------------	------------------------	--------------------




Interior Walls & Ceilings	High opacity, excellent application, finish & touch up	Matt finish	Coverage: up to 17m²/L	Dry time of 2 - 4h
---------------------------	--	-------------	------------------------	--------------------



Interior Walls & Ceilings	Tough & washable	Mid Sheen finish	Coverage: up to 16m²/L	Dry time of 2 - 4h
---------------------------	------------------	------------------	------------------------	--------------------



Interior Wood & Metal	Advanced water based technology, tough & durable finish, great flow & levelling	Mid Sheen finish	Coverage: up to 12m²/L	Dry time of 4 - 6h
-----------------------	---	------------------	------------------------	--------------------



Interior Wood & Metal	Longer lasting whiteness, great flow & levelling, durable to knocks	High Sheen finish	Coverage: up to 12m²/L	Dry time of 4 - 6h
-----------------------	---	-------------------	------------------------	--------------------





If you're not happy with the colour  
coverage or finish... we'll replace it.  
That's a promise.



**PERFECT  
COLOUR**



**UNIFORM  
FINISH**



**COVERAGE  
STATED**

Terms and conditions apply. Claims must be made within 6 months of purchase. Proof of purchase required. Colour claims limited to 10L per customer. Manufacturer's tips & instructions must have been followed.  
The Dulux Promise applies to Dulux; Matt, Soft Sheen, EasyCare Matt, Kids, Kitchens or Bathrooms, or Dulux Trade; Vinyl Matt, Soft Sheen, Diamond Matt, Diamond Satinwood or Diamond Eggshell  
or Dulux or Dulux Trade product with the Dulux Promise logo on-pack (500ml and larger packs only).

We have reproduced this colour card as accurately as printing will allow. Unfortunately we cannot guarantee an exact colour match, and the colours contained in this guide should not be relied on as such. Please ensure that you use a colour tester on the actual surface to be painted before decorating; the substrate and texture of the surface can change the appearance of the final colour, as can soft furnishings and the shape, size and lighting of the room. If using more than one can of paint of the same colour for a job, always mix them together in a large container before starting. The colour chips in this colour card are not suitable for in-store colour scanning.

Dulux, the Flourish logo, the Dulux dog, Dulux Satinwood, Aquatech, Let's Colour, Easycare, Lumitec, Easycare Kids, Easycare Kitchens, Easycare Bathrooms, Weathershield, Dulux Tailor Made Colour, Dulux Visualizer, Polycell, Polyfilla and distinct colour names are trademarks of AkzoNobel group of companies © and database rights AkzoNobel 2021.

Manufactured in the Republic of Ireland. Ireland's largest quality paintmakers.  
Dulux Paints Ireland Limited, Commons Road, Cork.  
t 021 422 0222 e marketing@dulux.ie w dulux.ie



**recycle**

Please recycle this guide  
or pass to a friend when  
you have finished with it